





Foam-Control MAX[®] rigid board insulation is used for a wide range of construction applications. Foam-Control MAX is available in a range of standard R-values and standard thicknesses to meet all your application requirements.

THICKNESS @ 75°				
		100	150	250
R-5 (RSI 0.88)	in (mm)	1 1/16 (27)	1 1/16 (27)	1 1/16 (27)
R-7.5 (RSI 1.32)	in (mm)	1 5/8 (40)	1 5/8 (40)	1 5/8 (40)
R-10 (RSI 1.76)	in (mm)	2 1/8 (54)	2 1/8 (54)	2 1/8 (54)
R-15 (RSI 2.64)	in (mm)	3 3/16 (81)	3 3/16 (81)	3 3/16 (81)
R-20 (RSI 3.52)	in (mm)	4 1/4 (108)	4 1/4 (108)	4 1/4 (108)
R-30 (RSI 5.28)	in (mm)	6 3/8 (162)	6 3/8 (162)	6 3/8 (162)

R-VALUE @ 75°				
		100	150	250
3/4 in (19mm)	°F·ft ² ·h/Btu (°K·m ² /W)	3.5 (0.62)	3.5 (0.62)	3.5 (0.62)
1 in (25mm)	°F·ft ² ·h/Btu (°K·m ² /W)	4.7 (0.83)	4.7 (0.83)	4.7 (0.83)
1-1/2 in (38mm)	°F·ft ² ·h/Btu (°K·m ² /W)	7.1 (1.24)	7.1 (1.24)	7.1 (1.24)
2 in (51mm)	°F·ft ² ·h/Btu (°K·m ² /W)	9.4 (1.66)	9.4 (1.66)	9.4 (1.66)
2-1/2 in (63mm)	°F·ft ² ·h/Btu (°K·m ² /W)	11.8 (2.07)	11.8 (2.07)	11.8 (2.07)
3 in (76mm)	°F·ft ² ·h/Btu (°K·m ² /W)	14.1 (2.48)	14.1 (2.48)	14.1 (2.48)
4 in (102mm)	°F·ft ² ·h/Btu (°K·m ² /W)	18.8 (3.31)	18.8 (3.31)	18.8 (3.31)
6 in (152mm)	°F·ft ² ·h/Btu (°K·m ² /W)	28.2 (4.97)	28.2 (4.97)	28.2 (4.97)
8 in (203mm)	°F·ft ² ·h/Btu (°K·m ² /W)	37.6 (6.62)	37.6 (6.62)	37.6 (6.62)

THICKNESS @ 40°				
		100	150	250
R-5 (RSI 0.88)	in (mm)	1 1/16 (27)	1 1/16 (27)	1 (25)
R-7.5 (RSI 1.32)	in (mm)	1 9/16 (40)	1 9/16 (40)	1 1/2 (38)
R-10 (RSI 1.76)	in (mm)	2 1/8 (54)	2 1/8 (54)	2 (51)
R-15 (RSI 2.64)	in (mm)	3 3/16 (81)	3 3/16 (81)	3 (76)
R-20 (RSI 3.52)	in (mm)	4 1/8 (108)	4 1/8 (108)	4 (102)
R-30 (RSI 5.28)	in (mm)	6 3/8 (162)	6 3/8 (162)	6 (152)

R-VALUE @ 40°				
		100	150	250
3/4 in (19mm)	°F·ft ² ·h/Btu (°K·m ² /W)	3.7 (0.65)	3.7 (0.65)	3.8 (0.66)
1 in (25mm)	°F·ft ² ·h/Btu (°K·m ² /W)	4.9 (0.86)	4.9 (0.86)	5.0 (0.88)
1-1/2 in (38mm)	°F·ft ² ·h/Btu (°K·m ² /W)	7.4 (1.29)	7.4 (1.29)	7.5 (1.32)
2 in (51mm)	°F·ft ² ·h/Btu (°K·m ² /W)	9.8 (1.73)	9.8 (1.73)	10.0 (1.76)
2-1/2 in (63mm)	°F·ft ² ·h/Btu (°K·m ² /W)	12.3 (2.16)	12.3 (2.16)	12.5 (2.20)
3 in (76mm)	°F·ft ² ·h/Btu (°K·m ² /W)	14.7 (2.59)	14.7 (2.59)	15.0 (2.64)
4 in (102mm)	°F·ft ² ·h/Btu (°K·m ² /W)	19.6 (3.45)	19.6 (3.45)	20.0 (3.52)
6 in (152mm)	°F·ft ² ·h/Btu (°K·m ² /W)	29.4 (5.18)	29.4 (5.18)	30.0 (5.28)
8 in (203mm)	°F·ft ² ·h/Btu (°K·m ² /W)	39.2 (6.90)	39.2 (6.90)	40.0 (7.04)